

RATHBONE MULTI-ASSET ENHANCED GROWTH PORTFOLIO

S GBP ACC

31 December 2025

RISK TARGET

100% of the FTSE Developed stock market index volatility.

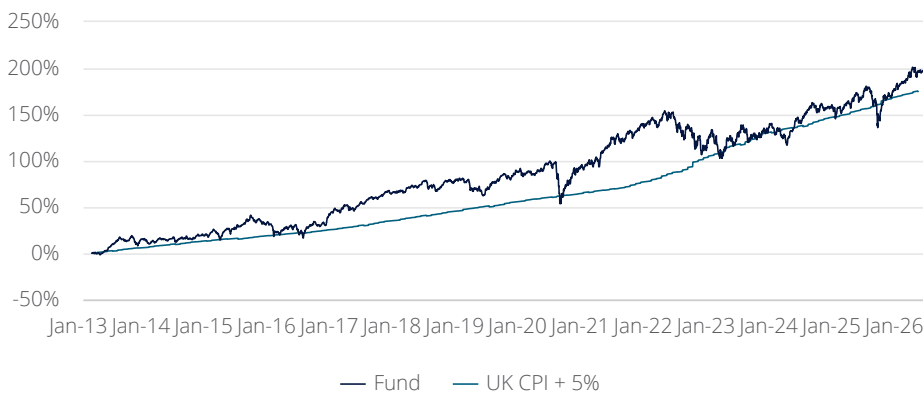
INVESTMENT OBJECTIVE

The objective of the fund is to deliver a greater total return than the Consumer Price Index measure of inflation + 5%, after fees, over any rolling five-year period by investing with our Liquidity, Equity-type risk and Diversifiers (LED) framework. The fund seeks a level of volatility that is equal to that of the FTSE Developed stock market index (or up to 10% above or below this level).

There is no guarantee that this investment objective will be achieved over five years, or any other time period.

We use the CPI + 5% as a target for our fund's return because we aim to grow your investment significantly above inflation. We refer to the amount of volatility risk our fund seeks to take because we want our investors to understand the risk they are taking in terms of the global stock market.

FUND PERFORMANCE SINCE INCEPTION



01.10.2012 to 31.12.2025, mid-mid, percentage change. Past performance should not be seen as an indication of future performance. The value of investments and the income from them may go down as well as up and you may not get back your original investment.

FUND RATINGS



SUSTAINABLE RATINGS



MANAGEMENT

David Coombs

Fund Manager, Head of Multi-Asset Investments
Manager since 01.08.2011



Will McIntosh-Whyte

Fund Manager
Manager since 01.10.2015



STRATEGY

Genuinely active, globally focused, directly invested strategy.

KEY INFORMATION

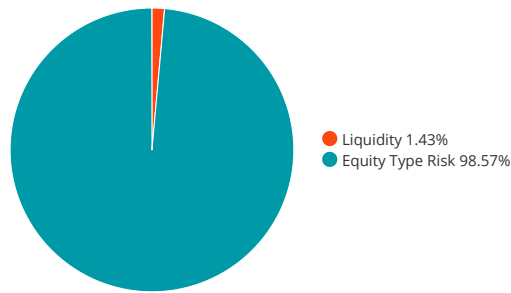
Annual management charge	0.50%
Ongoing charges figure	0.56%
Size of fund	£473.63M
Strategy AUM	£543.07M
Fund launch date	01.08.2011
Shareclass inception date	01.10.2012
Target	UK CPI + 5%
Historic yield	0.84%
Minimum initial investment	£1,000
SEDOL	B7ZPKY2
ISIN	GBOOB7ZPKY25

FUND PERFORMANCE AND VOLATILITY

Cumulative Performance (%)					
Data as at 31 December 2025:	YTD	1 year	3 years	5 years	Since inception
Fund	12.01	12.01	35.38	37.20	197.70
UK CPI + 5%	8.17	8.72	28.26	63.63	176.53
Volatility as % of FTSE Developed Index	-	-	-	98.2	94.2
Calendar Year Performance (%)					
	2025	2024	2023	2022	2021
Fund	12.01	7.63	12.30	-12.53	15.86
UK CPI + 5%	8.39	7.77	9.14	16.21	10.39
Discrete Performance, To Previous Quarter (%)					
12 months ending:	Dec 2025	Dec 2024	Dec 2023	Dec 2022	Dec 2021
Fund	12.01	7.63	12.30	-12.53	15.86
UK CPI + 5%	8.95	7.34	11.99	15.36	8.36

Data using prices as at 31.12.2025. Rathbone Enhanced Growth Portfolio S Acc were launched on 01.10.2012. Performance is a combination of S-class units and R-class units (where S-class was unavailable). R-Class was discontinued on 25 January 2024. Performance shown is mid to mid, net income re-invested and net of expenses and tax. UK Consumer Price Inflation figures quoted with a one month lag for cumulative and calendar year performance and a three month lag for discrete performance. **Past performance should not be seen as an indication of future performance. The value of investments and the income from them may go down as well as up and you may not get back your original investment.**

LED RISK FRAMEWORK



Liquidity

Range (0% - 20% of fund)

Cash & Equivalents	1.43
--------------------	------

% Equity-type risk

Range (70% - 100% of fund)

	%
Equities US	55.20
Equities Europe	18.14
Equities UK	10.46
Equities Asia	4.92
Equities Global	4.30
Equities Japan	3.16
Private Equity	1.47
Commodities	0.92

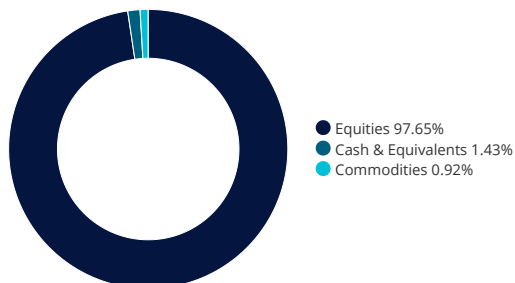
Top 10 holdings

Cash	1.43
------	------

% Top 10 holdings

	%
SPDR Russell 2000 US ETF	2.51
Microsoft	1.85
Goldman Sachs FTSE/Nikkei 15% Autocall July 2030	1.82
Alphabet Inc	1.73
NVIDIA	1.59
JPM EuroStoxx/Nikkei 16% Flat Autocall April 2031	1.48
HG Capital Trust	1.47
Amazon	1.45
Taiwan Semiconductor	1.45
Amphenol	1.42

Asset class



PRODUCT AVAILABILITY

For investment advisor, third party availability - all major platforms.

For more information, please see our 'distribution partners' page on the 'How to invest' section of our website rathbonesam.com.

COMPANY INFORMATION

Rathbones Asset Management Limited
30 Gresham Street, London EC2V 7QN
Tel 020 7399 0000

Authorised and regulated by the Financial Conduct Authority
A member of the Investment Association (IA)
A member of the Rathbones Group. Registered No. 02376568
Information line
020 7399 0399

ram@rathbones.com
rathbonesam.com

Forward daily: 9.00am-5.00pm
Valuation point: 12.00 midday
Dealing/valuation: 0330 123 3810
Information line: 020 7399 0399

IMPORTANT INFORMATION

Copies of the Prospectus, the Key Investor Information Document (KIID), the Supplementary Information Document (SID), and application forms may be obtained, free of charge, from Rathbones Asset Management Limited.

Strategy AUM is composed of the AUM of funds that share an investment strategy and similar regulatory constraints and are managed by the same fund management team. Where the funds are denominated in different currencies these have been converted into the share class currency of this factsheet as at month end using the European Central Bank exchange rate.

Investors should carefully read the Key Investor Information Document (KIID), Supplementary Information Document (SID) and Prospectus for detailed investor risks and before making an investment decision.

The value of investments and the income from them may go down as well as up and you may not get back your original investment.

For more details on the investment policy please refer to the prospectus.

The Manager's annual fee is deducted from fund's income.

Details of tax levels and reliefs may change in the future. The value of any tax relief depends on individual circumstances. If you have any doubts about your tax position, or the suitability of this investment, you should seek professional advice.

Changes in rates of exchange between currencies may cause the value of investments to decrease or increase.

Emerging markets are volatile and may suffer from liquidity problems.

The use of derivatives for investment purposes may increase the volatility of a sub-fund's net asset value and may increase its risk profile.

IMPORTANT NOTES

If you require clarity on any of the terms used in this factsheet then please refer to our Supplementary Information Document for further explanation.

Source performance data Morningstar.

The ongoing charges figure (OCF) includes the Annual Management Charge and all appropriate costs that may be deducted from the fund's assets, in line with current regulatory and industry guidance. Where appropriate, the OCF may include a synthetic element relating to the costs incurred in underlying collective investment undertakings, where permitted by the Prospectus. The OCF is included in the Annual or Interim report and are calculated biannually.

Dynamic Planner® is a registered trademark of Distribution Technology.

Source and Copyright Citywire: David Coombs is plus rated by Citywire for his three year risk adjusted performance for the period 30.11.2022-30.11.2025.

Source and Copyright Citywire: Will McIntosh-Whyte is plus rated by Citywire for his three year risk adjusted performance for the period 30.11.2022-30.11.2025.

© 2026 Morningstar. All Rights Reserved. The information contained herein: (1) is proprietary to Morningstar and/or its content providers; (2) may not be copied or distributed; and (3) is not warranted to be accurate, complete or timely. Neither Morningstar nor its content providers are responsible for any damages or losses arising from any use of this information. Past performance is no guarantee of future results. Rating update as of 31/12/2025.

FUND RATINGS



ACCREDITATIONS



FUND RISK

